

COMPAT® FEEDING PUMP

Operating Instructions

199235

Operating Instructions:

1. Plug the power cord into a 115 VAC., 60 HZ. three wire grounded outlet.
2. Press ON; alarm will sound briefly. Remember, the pump has lifetime memory and will automatically recall the previous parameter settings. (Diagram 1)
3. Check Infusion Rate. If change is desired, press INC or DEC to change rate setting. (Diagram 1)
4. Check Dose Limit by pressing DOSE LIMIT SET. If change is desired, press INC or DEC within 3 seconds to change limit setting (Diagram 1). Zero Dose Limit implies no dose limit monitoring by pump.
5. Press TOTAL RESET to clear Total Volume, if desired.
6. Prepare and hang COMPAT® Delivery Set from an IV pole. Close roller clamp.
7. Insert drip chamber into drip chamber brackets. (Diagram 2)
8. Open roller clamp. Fill tubing with formula until all air is expelled from tubing. Close clamp.
9. Stretch silicone tubing around rotor. Insert pump adaptor into bridge. (Diagram 3)
10. Place tubing into tubing guide. (Diagram 4)
11. Attach pump set to patient's enteral feeding tube.
12. Open roller clamp.
13. Press RUN/HOLD to start pump.
14. OFF will turn off the pump at any time. (Infusion Rate, Dose Limit, Volume Delivered, and Accumulated Volume are retained.)




DIAGRAM 1: Activate Pump; Set Desired Flow Rate

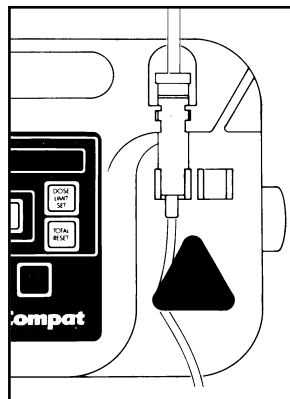


DIAGRAM 2: Insert Pump Set Drip Chamber.

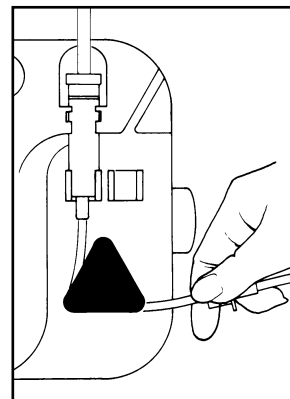


DIAGRAM 3: Assemble Silicone Tubing Around Rotor.

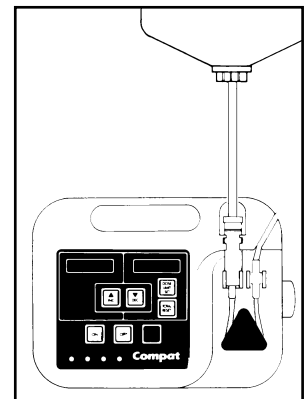


DIAGRAM 4: Completely Assembled Pump Set.

COMPAT® FEEDING PUMP

Accumulated Volume Feature

199235

ACCUMULATED VOLUME:

This feature tracks the formula administered over several feedings when dose limit is used. This feature can be used to monitor the accumulated total volume of formula over several intermittent feedings in a day. The total volume of formula delivered will continue to accumulate until it is cleared.

TO VIEW OR CLEAR ACCUMULATED VOLUME:

1. Press RUN/HOLD to stop pump.
2. Press and hold DOSE LIMIT SET for 5 seconds. The words "TOT VOL" and the accumulated volume are displayed for 10 seconds.
3. To clear accumulated volume, press TOTAL RESET within the 10 seconds.
4. Press RUN/HOLD to restart pump.

